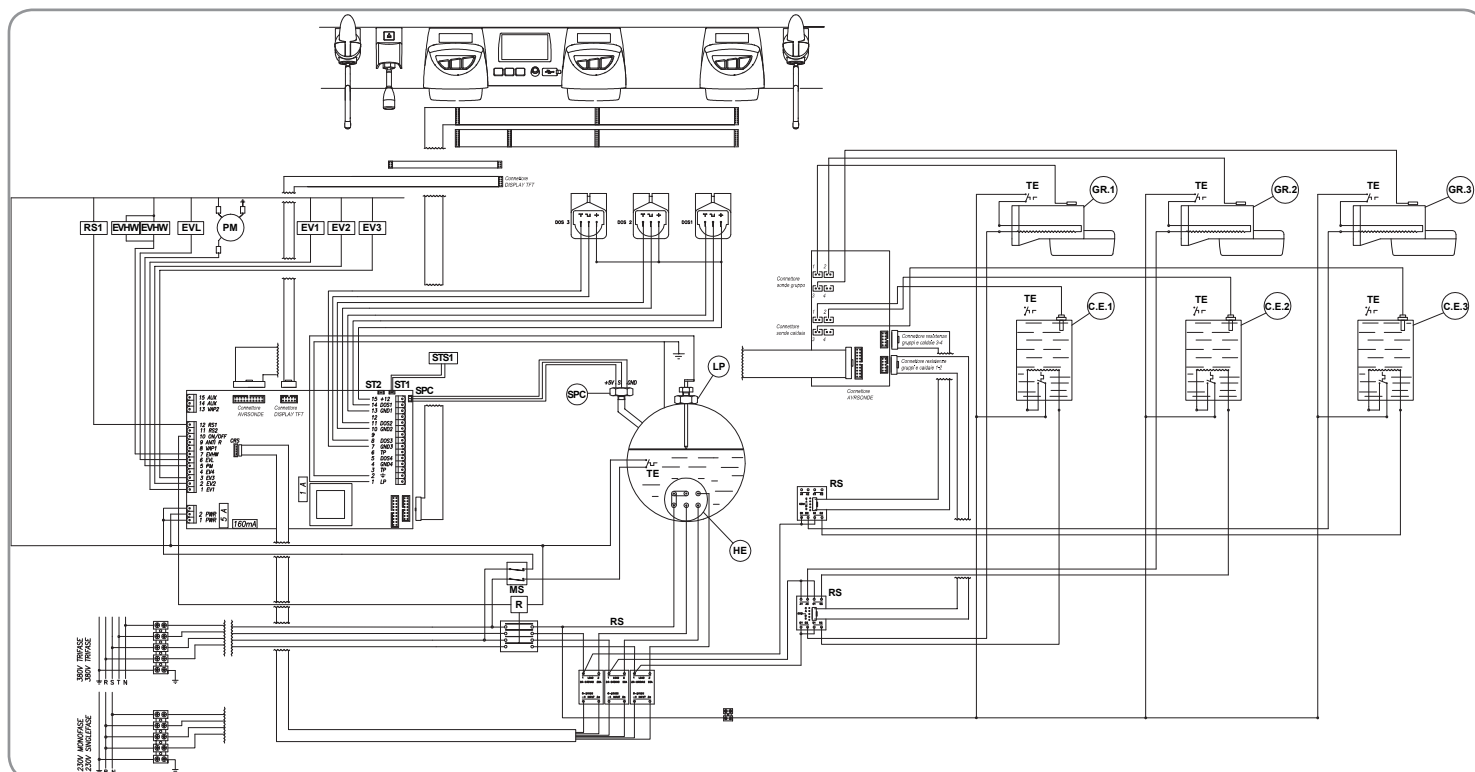


IMPIANTO ELETTRICO / ELECTRIC SYSTEM / INSTALLATION ÉLECTRIQUE VA388



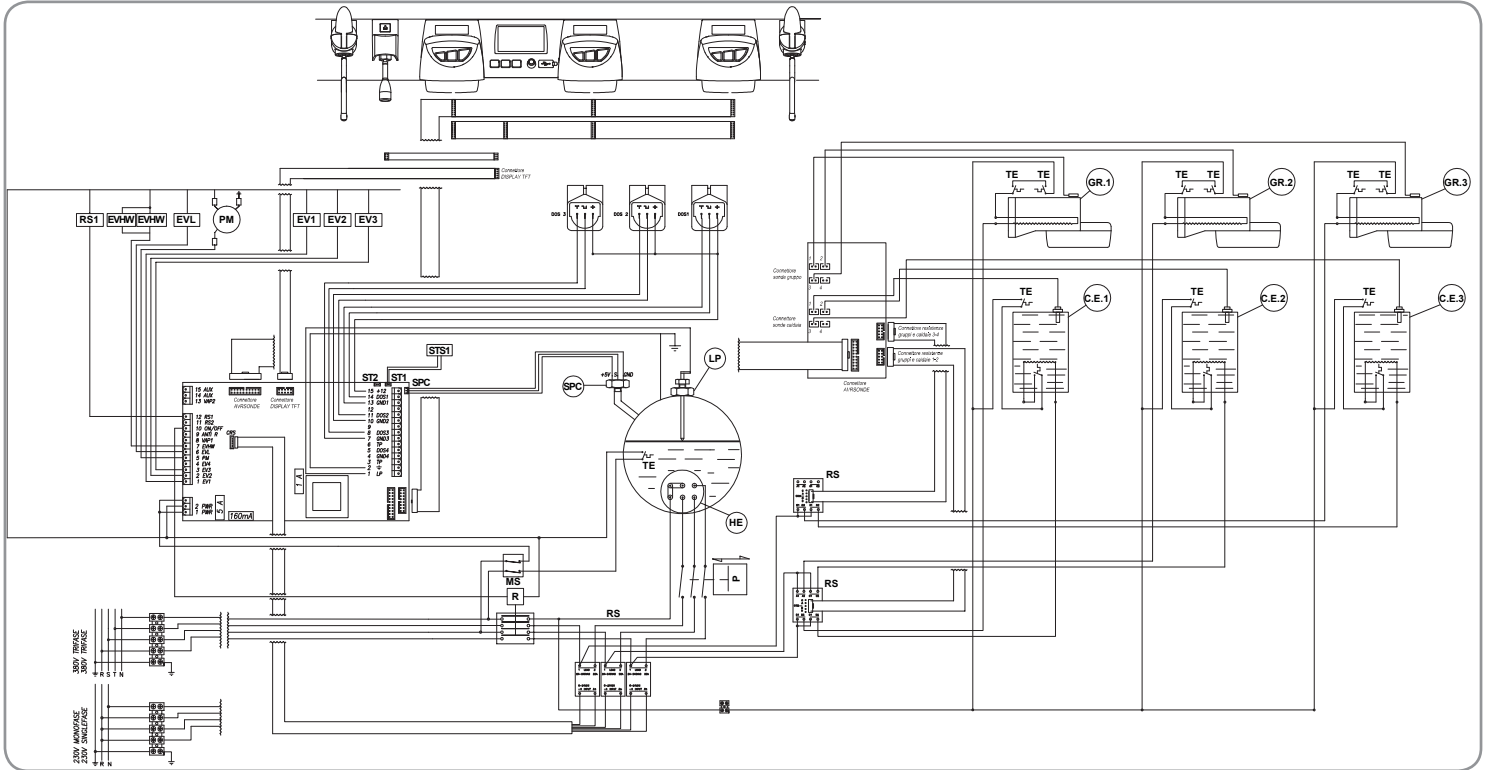
LEGENDA / KEY / LÉGENDE

MS Interruttore / Switch / Interrupteur.
R Relè / Relay / Relais.
RS Relè statico / Relay / Relais.
PM Motore pompa / Pump Motor / Moteur pompe.
HE Resistenza boiler / Boiler heater element / Résistance chaudière.
LP Sonda livello / Level probe / Sonde niveau.
EV1 Elettrovalvola gruppo 1 / Electrovalve group 1 / Electrovanne groupe 1.
EV2 Elettrovalvola gruppo 2 / Electrovalve group 2 / Electrovanne groupe 2.
TE Termostato / Thermostat / Thermostat.
EV3 Elettrovalvola gruppo 3 / Electrovalve group 3 / Electrovanne groupe 3.
EVHW Elettrovalvola miscelatore / Mixer electrovalve / Electrovanne mélangeur.

EVL Elettrovalvola livello / Water level elec. / Electrovanne niveau.
STS1 Sonda temperatura scaldatozze 1 / Cupwarmer temperature probe 1 / Sonde température chauffe-tasses 1.
STS2 Sonda temperatura scaldatozze 2 / Cupwarmer temperature probe 2 / Sonde température chauffe-tasses 2.
SPC Sensore pressione caldaia / Sensor pressure boiler / Capteur pression chaudière.
RS1 Resistenza scaldatozze 1 / Cupwarmer heating element 1 / Résistance chauffe-tasses 1.
RS2 Resistenza scaldatozze 2 / Cupwarmer heating element 2 / Résistance chauffe-tasses 2.

CRS Connettore relè statici / Connector static relays / Connecteur relais statiques.
EVS Elettrovalvola sfiato / Vacuum electrovalve / Electrovanne vide.

IMPIANTO ELETTRICO / ELECTRIC SYSTEM / INSTALLATION ÉLECTRIQUE VA388 (CSA version)



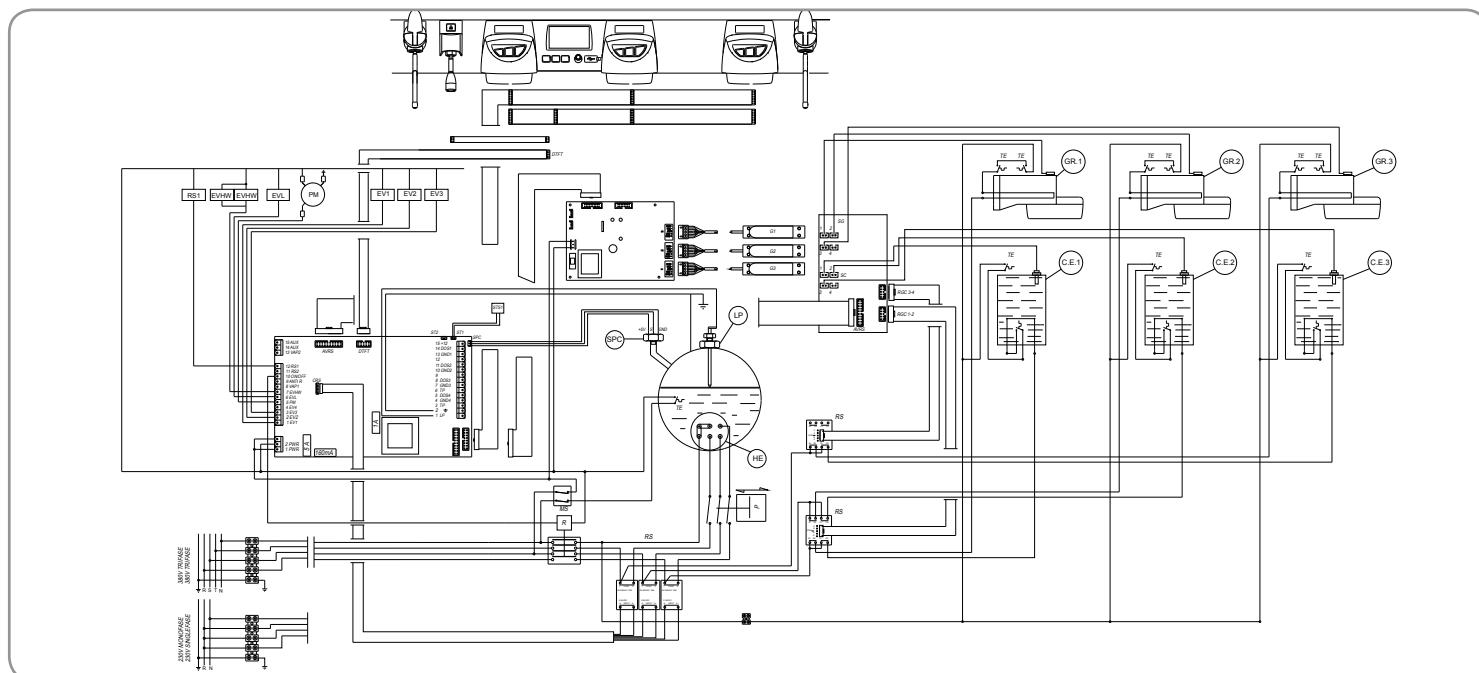
LEGENDA / KEY / LÉGENDE

MS Interruttore / Switch / Interrupteur.
R Relè / Relay / Relais.
RS Relè statico / Relay / Relais.
PM Motore pompa / Pump Motor / Moteur pompe.
HE Resistenza boiler / Boiler heater element / Résistance chaudière.
LP Sonda livello / Level probe / Sonde niveau.
EV1 Elettrovalvola gruppo 1 / Electrovalve group 1 / Electrovanne groupe 1.
EV2 Elettrovalvola gruppo 2 / Electrovalve group 2 / Electrovanne groupe 2.
TE Termostato / Thermostat / Thermostat.
EV3 Elettrovalvola gruppo 3 / Electrovalve group 3 / Electrovanne groupe 3.
EVHW Elettrovalvola miscelatore / Mixer electrovalve / Electrovanne mélangeur.

EVL Elettrovalvola livello / Water level elec. / Electrovanne niveau.
STS1 Sonda temperatura scaldatazze 1 / Cupwarmer temperature probe 1 / Sonde température chauffe-tasses 1.
STS2 Sonda temperatura scaldatazze 2 / Cupwarmer temperature probe 2 / Sonde température chauffe-tasses 2.
SPC Sensore pressione caldaia / Sensor pressure boiler / Capteur pression chaudière.
RS1 Resistenza scaldatazze 1 / Cupwarmer heating element 1 / Résistance chauffe-tasses 1.
RS2 Resistenza scaldatazze 2 / Cupwarmer heating element 2 / Résistance chauffe-tasses 2.

CRS Connettore relè statici / Connector static relays / Connecteur relais statiques.
EVS Elettrovalvola sfiato / Vacuum electrovalve / Electrovanne vide.

IMPIANTO ELETTRICO / ELECTRIC SYSTEM / INSTALLATION ÉLECTRIQUE VA388 (T3)



LEGENDA / KEY / LÉGENDE

MS	Interruttore / Switch / Interrupteur.
R	Relè / Relay / Relais.
RS	Relè statico / Relay / Relais.
PM	Motore pompa / Pump Motor / Moteur pompe.
HE	Resistenza boiler / Boiler heater element / Résistance chaudière.
LP	Sonda livello / Level probe / Sonde niveau.
EV1	Elettrovalvola gruppo 1 / Electrovalve group 1 / Electrovanne groupe 1.
EV2	Elettrovalvola gruppo 2 / Electrovalve group 2 / Electrovanne groupe 2.
EV3	Elettrovalvola gruppo 3 / Electrovalve group 3 / Electrovanne groupe 3.
EV4	Elettrovalvola gruppo 4 / Electrovalve group 4 / Electrovanne groupe 4.
TE	Termostato / Thermostat / Thermostat.
EVHW	Elettrovalvola miscelatore / Mixer electrovalve / Electrovanne mélangeur.
EVL	Elettrovalvola livello / Water level elec. /

ST1	Electrovanne livello. Sonda temperatura scaldatazze 1 / Cupwarmer temperature probe 1 / Sonde température chauffe-tasses 1.
ST2	Sonda temperatura scaldatazze 2 / Cupwarmer temperature probe 2 / Sonde température chauffe-tasses 2.
ST1-2	Sonda temperatura scaldatazze 1-2 / Cupwarmer temperature probe 1-2 / Sonde température chauffe-tasses 1-2.
SPC	Sensore pressione caldaia / Sensor pressure boiler / Capteur pression chaudière.
RS1	Resistenza scaldatazze 1 / Cupwarmer heating element 1 / Résistance chauffe-tasses 1.
RS2	Resistenza scaldatazze 2 / Cupwarmer heating element 2 / Résistance chauffe-tasses 2.
CRS	Connettore relè statici / Connector static relays / Connecteur relais statiques.
EVS	Elettrovalvola sfianto / Vacuum electrovalve / Electrovanne vide.
AVRS	Conn. Sonda AVR / Conn. Probe AVR / Conn. Sonde AVR

DTFT	Conn. Display TFT / Conn. Display TFT Conn. Display TFT
G1	Dispos. gravim. Gruppo 1 / Gravim. device group 1 / Dispos. gravim Groupe 1
G2	Dispos. gravim. Gruppo 2 / Gravim. device group 2 / Dispos. gravim Groupe 2
G3	Dispos. gravim. Gruppo 3 / Gravim. device group 3 / Dispos. gravim Groupe 3
SG	Conn. Sonda Gruppo / Conn. Probe Group / Conn. Sonde Groupe
SC	Conn. Sonda Caldaia / Conn. Probe Boiler / Conn. Sonde Chaudière
RGC1 - 2	Conn. Resist. Gruppi cald. 1 - 2 / Conn. Resis. Group boiler 1 - 2 / Conn. resist groupe chaudière 1 - 2
RGC3 - 4	Conn. Resist. Gruppi cald. 3 - 4 / Conn. Resis. Group boiler 3 - 4 / Conn. resist Groupe Chaudière 3 - 4